

CUT SHEET 3 POLE N.O. and AUXILIARY 1NO/1NC 110/120VAC COIL

NLC1-D32



sales@contactordepot.com

<https://contactordepot.com/>

General Information

Model: 3 Pole IEC 660V Contactor - Normally Open (N.O.) and Auxiliary 1NO/1NC - 110/120VAC Coil

Applications: Suitable for home and industrial applications, including HVAC systems, motor control, lighting control, and general electrical switching.

Standards Compliance: Fully compliant with IEC/EN standards, including CSA C22.2 No. 14, EN 60947-4-1, EN 60947-5-1, IEC 947-2, IEC 60947-4-1, IEC 60947-5-1.

Mounting Type: Compatible with DIN rail 35mm for easy and secure installation.

Technical Specifications

Contacts: Normally Open (N.O.) and Auxiliary 1NO/1NC

Rated Voltage:

220/240V

380/400V

660/690V

Rated Operational Current (Ie): 32A

Rated Power (Pe):

7.5 kW @ 220/240V

15 kW @ 380/400V

18.5 kW @ 660/690V

Current Capacity:

Resistive Load (AC-1): 50A

Inductive Load (AC-3): 32A

DC Load: 30A (at 24VDC)

Rated Insulation Voltage (Ui): 690V

Coil Load:

Inrush: 70VA

Sealed: 7.5VA

Horsepower Rating:

2 HP @ 1 Phase - 120V

5 HP @ 1 Phase - 230V

10 HP @ 3 Phase - 208V

10 HP @ 3 Phase - 230V

20 HP @ 3 Phase - 480V

30 HP @ 3 Phase - 575V

Environmental Specifications

Compliance: CE approved, UL pending

Standards Compliance:

IEC/EN 60947-4-1

IEC 60947-5-1

IEC 947-2

CSA C22.2 No.14

Physical Specifications

Dimensions: 56.4 x 88.9 x 88.9 mm / 2.22" x 3.50" x 3.50" (Width x Height x Depth)

Weight: 0.88 lb (0.42 kg)

Mounting: Base or DIN rail 35mm

Wiring Capacity:

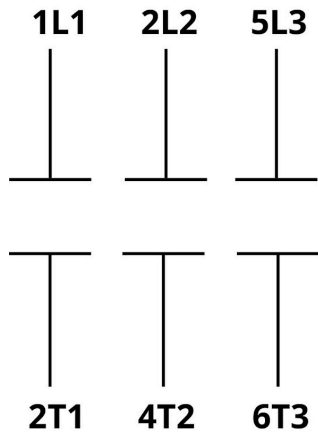
Solid Conductor: 25 mm², Max Torque: 0.6 Nm

Stranded Conductor: 16 mm², Max Torque: 0.6 Nm


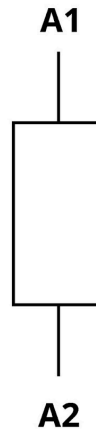
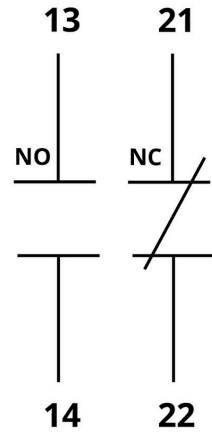
Features

- **Reliable Performance:** Rated for 32A inductive and 50A resistive loads, this contactor ensures stable and long-lasting operation across demanding applications including HVAC systems, lighting control, and industrial motor switching.
- **Versatile Power Handling:** Supports a wide range of horsepower outputs—from 2 HP at 120V (single-phase) to up to 30 HP at 575V (three-phase)—making it ideal for both residential and commercial motor control setups.
- **Energy-Efficient Coil Design:** Engineered with a low-consumption coil that delivers 70VA at inrush and only 7.5VA when sealed, significantly reducing energy draw while maintaining consistent performance.
- **Built-In Auxiliary Contacts:** Includes 1 Normally Open (NO) and 1 Normally Closed (NC) auxiliary contact, providing flexibility for integrating status feedback, interlocks, or control logic into electrical systems.
- **Durable Construction:** With a dielectric strength of 4 kV and a wide operational temperature range of -40°C to +70°C, this contactor is built to perform reliably in harsh and fluctuating environments.
- **Quick DIN Rail Mounting:** Compatible with 35mm DIN rails for fast and secure installation, simplifying panel assembly and enabling easy replacement or repositioning when needed.
- **Visual Power Indicator:** Equipped with a coil status indicator, allowing for at-a-glance verification of operation without the need for external tools or testing equipment.
- **International Compliance:** Fully certified to IEC/EN 60947-4-1, IEC 60947-5-1, IEC 947-2, and CSA C22.2 No.14 standards, ensuring it meets global safety and performance requirements for industrial-grade electrical components.

Main



Auxiliary



Wiring Examples

